

# Hancock County School District (District 2300)

Alan Dedeaux, Superintendent  
adedeaux@hancock.k12.ms.us  
17304 Highway 603  
Kiln, MS 39556

## — DISTRICT PROFILE —

Section Source: MDE/SY 2007-2008

### Student Data — Demographics

	This District	Mississippi
Total Enrollment	4,300	493,302
Free and Reduced Lunch	65.84%	66.31%
Average Daily Attendance	94.89%	96.22%

### Student Data — Racial Makeup

Race	This District	Mississippi
Asian	1.00%	0.87%
Black	4.42%	50.61%
Hispanic	1.65%	1.92%
Native American	0.40%	0.20%
White	92.53%	46.40%

### Student Data — Special Education

IEP Students as a Percentage of All Students	14.63%
Actual Number of IEP Students	629

\* IEP = Individualized Education Program

### School District Staff

	This District	Mississippi
Number of Employees (FTE) <sup>1 2</sup>	559.44	70,600.12
Number of Teachers (FTE) <sup>1 2</sup>	294.72	33,972.78
National Board Certified Teachers	29	2,931
Highly Qualified Teachers	98.8%	94.1%
Emergency/Provisional Teachers	0.4%	3.8%
Number of Special Education Teachers (FTE) <sup>1 2</sup>	Not Available	
Highly Qualified Special Education Teachers	86.7%	72.5%
Emergency Special Education Teachers	5.0%	10.1%

<sup>1</sup>FTE = Full Time Equivalent

<sup>2</sup>Data from SY 2008-2009

## — ACADEMIC ACHIEVEMENT —

Section Source: MDE

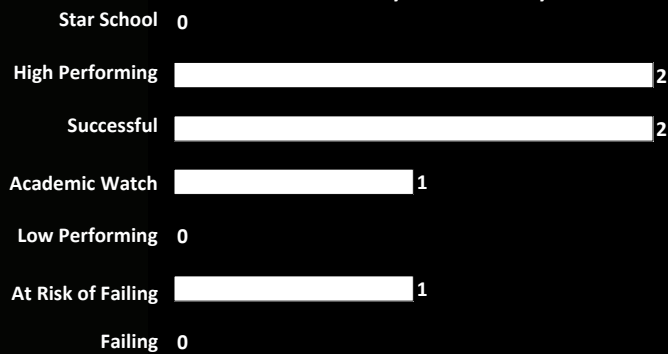
### 2009 State Accountability Label<sup>2</sup>

—Successful—

### 2009-2010 Accreditation Status<sup>2</sup>

—Accredited—

### Number of Schools by Accountability Label



### Graduation and Completion Data (First Time 9th Graders in 04-05)

	All Students	IEP Students	Mississippi
Graduation Rate	67.2%	43.1%	72.0%
Completion Rate (w/ graduates)	78.3%	67.2%	80.1%
Dropout Rate	18.3%	24.7%	16.0%
Occupational Diplomas	NR	NR	454
Certificates of Attendance	NR	NR	1,072

### ACT Information (2007-2008)

	This District	Mississippi
Graduates Taking ACT (estimated)	86.80%	94.37%
Average ACT Score	19.8	18.9

\* ACT = American College Test

### Expulsions & Out of School Suspensions > 10 Days (2007-2008)

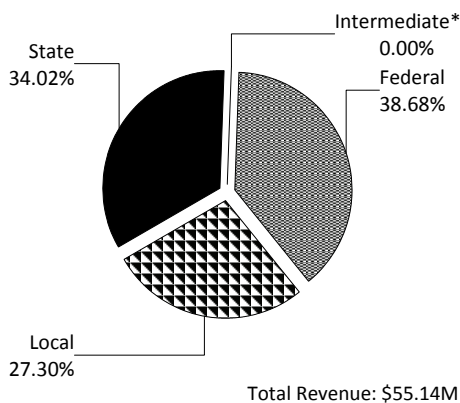
	This District	Mississippi
IEP Students	2.28%	0.84%
All Non-IEP Students	5.86%	3.77%

\* NR = Less Than 10 Students or No Results Reported <sup>2</sup> Data from SY 2008-2009

## — FINANCIAL DATA —

Section Source: MDE/SY 2007-2008

### Revenue Sources



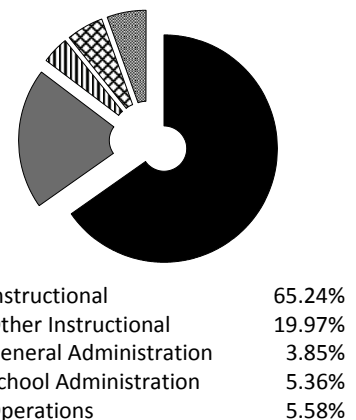
### Millage and Assessed Valuation

	This District	Mississippi
Operational Millage Rate	35.02	42.73
Debt Service Millage Rate	12.62	4.09
Net Ad Valorem Requested	\$10,949,771	
Assessed Valuation	\$264,319,910	

### Estimated Per Pupil Expenditures

	This District	Mississippi
Local	\$2,284	\$2,476
State	\$2,846	\$4,827
Federal	\$3,236	\$1,431
Intermediate <sup>3</sup>	\$0	\$3
<b>Total</b>	<b>\$8,366</b>	<b>\$8,737</b>

### Actual Expenditures



For more information on how to get involved in the Hancock County School District, or to obtain a free hard copy of this report, please call (228) 255-0376 or visit any Hancock County School District School or District Office. To view this report online, or to find out more, visit [www.msreportcard.com](http://www.msreportcard.com).

<sup>3</sup>Intermediate funds are grants from an intermediate source which can be used for any legal purpose desired by the LEA